



Battery-Guard
THE CLEVER BATTERY-MONITOR

FIRST STEPS

1 To be able to determine the state of charge of the battery via the voltage, the battery must be at open-circuit voltage. That means: The vehicle must be in a locked state for a minimum of three hours until the battery reaches open-circuit voltage. If the measurement is to be carried out, then the vehicle must also not be unlocked (opened) beforehand. If the vehicle has already been opened, or if drive mode has already been engaged, then other voltage values will be present in the system that will no longer reflect the battery's state of charge.



1 DOWNLOAD THE APP

Download the Battery-Guard App from the App Store, Google Play Store or from the Windows Store under „Battery-Guard“. Compatible from iPhone 4S, Android 4.3 and Windows 10.



2 CONNECT THE BATTERY-GUARD

Attach the Battery-Guard to the battery terminals. Fix the transmitter to the cleaned battery using the adhesive film provided.



3 ACTIVATE BLUETOOTH

Activate Bluetooth on your smartphone and then open the App. Bluetooth search mode is not required.



4 FUNCTIONS

The transmitter appears in the list display. You can assign a name, an image and the rated voltage to the transmitter.



from iPhone 4S



from Android 4.3



from Windows 10

YOUR VEHICLE BATTERY ALWAYS IN SIGHT.

- ✓ Several vehicles can be monitored
- ✓ Easy installation to the battery
- ✓ Monitoring of 6, 12 and 24 volt batteries possible
- ✓ Power consumption is only about 6-24 MW
- ✓ Reverse polarity does not cause damage to the transmitter or battery
- ✓ App compatible from iPhone 4S, Android 4.3 or Windows 10

Stefan Keckeisen
Akkumulatoren e.K.
Europastraße 9
87700 Memmingen
Phone +49 (0)8331-94444-0
info@battery-guard.net

WEEE-Reg. Nr.: DE 47240048



Meet the general demands of directive R&TTE 1999/5/EG.
Download: www.battery-guard.net/richtlinie



from iPhone 4S



from Android 4.3



from Windows 10



Via Bluetooth

www.battery-guard.net

OPERATING INSTRUCTIONS

You've always got an eye on your battery with Battery-Guard. The full capacity and utility of the battery can only be guaranteed at a steady and positive state of charge. The positive state of charge furthermore prevents any possible damage or failure. We recommend performing an appropriate recharge at a charge of 12.50 volts. If the battery reaches a charge status of "deep discharge", a message appears indicating that the battery needs recharging.



VOLTAGE VALUES:

6 Volt



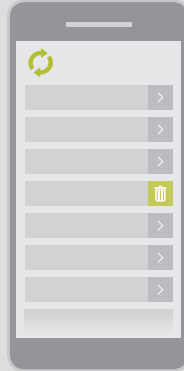
12 Volt



24 Volt



APP FUNCTION



Up to 10 devices can be monitored



Up to 10 daily measured values can be recorded



Refresh

Trigger a new device search.



Deletion

Erasing a device by wiping over the display.



Current voltage

Display of voltage.



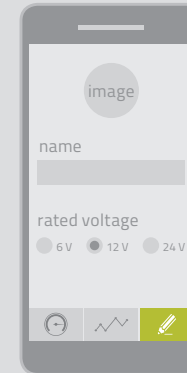


Graphical representation

Graphical representation of the recorded voltage values.



Assigning

Assigning a name and a picture to the device. The voltage is now shown with the dedicated name.



AppPRO ADDITIONAL FUNCTION



Up to 100 devices can be monitored



Up to 100 daily measured values can be recorded



Search function

Search transmitters in the list via their name.



Filter function

Batteries can be filtered and displayed according their state of charge.



Export function

The saved values can be sent directly to email recipients.

	App	AppPRO
Search	No	Yes
Filter	No	Yes
Export	No	Yes
Transmitter	10	100
Daily values	10	100